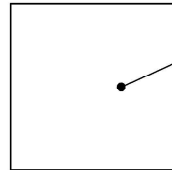
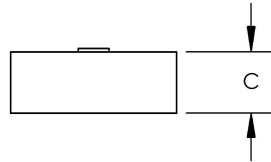
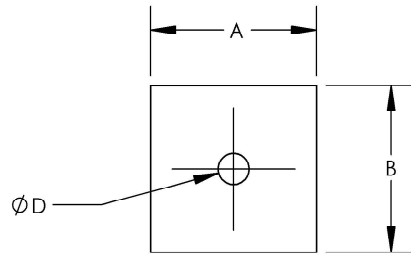
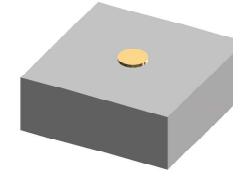
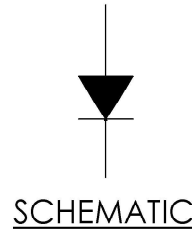


REVISIONS							
ZONE	REV	ECN#	DESCRIPTION	DATE	ENG. APPR.	QC. APPR.	PROD. APPR.
	A	4062	INITIAL RELEASE	10/6/20			



FULLY METALLIZED BACKSIDE



ELECTRICAL SPECIFICATIONS					
VB @ 10 μ A	CJ @ 6V	θ JC	RS @ 1mA	RS @ 10mA	TL
V	pF	$^{\circ}$ C /W	Ω	Ω	ns
TYP.	MAX.	MAX.	TYP.	TYP.	TYP.
30-60	0.15	70	4.00	1.50	7

NOTES:

1. LOT TRACEABILITY REQUIRED WITH EACH MANUFACTURING LOT.
2. CERTIFICATE OF COMPLIANCE REQUIRED.
3. ALL PARTS SHALL BE LABELED WITH A UNIQUE LOT NUMBER WHICH SHALL BE IDENTIFIED ON ALL CONTAINERS HOLDING PARTS.
4. CLEANLINESS: THE PARTS SHALL HAVE NO FOREIGN MATERIAL ON THEIR INTERNAL OR EXTERNAL SURFACES AND SHALL BE CLEANED USING A REPEATABLE PROCESS.
5. BOTTOM METALLIZATION SHALL BE COMPATIBLE WITH Au/Si EUTECTIC ATTACH METHODS.
6. MUST BE CAPABLE OF BOND PULL IN ACCORDANCE WITH MIL-STD-883, METHOD 201.1.
7. MUST BE CAPABLE OF DIE SHEAR IN ACCORDANCE WITH MIL-STD-750, METHOD 2017 AND PER MIL-STD-883-2019.
8. VISUAL & MECHANICAL INSPECTION TO COMPLY WITH THIS DRAWING & MIL-STD-883, METHOD 2010.

DIMENSIONS (INCHES)			
ITEM	MIN	NOM	MAX
A	.0125	.0135	.0145
B	.0125	.0135	.0145
C	.004	.005	.006
D	ϕ .0015	ϕ .0025	ϕ .0035

NOTES:

1. ANODE METALLIZATION: Au
2. CATHODE METALLIZATION: Au
3. PRODUCT FAMILY: LIMITER

UNLESS OTHERWISE SPECIFIED INTERPRET DRAWING PER ASME Y14.5 DO NOT SCALE THIS DRAWING

NOTE: THIS DRW INCORPORATES THIRD ANGLE PROJECTION

SemiGen
CONFIDENTIAL INFORMATION SUBJECT TO NDA

The information contained in this document or material is the valuable and confidential property of SemiGen Technology Solutions Holdings, Inc. and/or its subsidiaries or affiliates (collectively "SemiGen"), provided to you subject to a non-disclosure agreement between you and SemiGen solely for use in supporting SemiGen's business as and for the extent SemiGen authorizes in writing from time to time. This information shall be held in strict confidence and shall not be reproduced, published, disclosed to others, or used for any purpose whatsoever without the explicit, specific, written permission of SemiGen in a separate written agreement. If permission is granted for reproduction, this legend must be included in any and all copies. This document or material shall be promptly returned to SemiGen or destroyed upon request, completion of the use for which it was made available to recipient, or termination of SemiGen's relationship with recipient, whichever first occurs.

UNLESS OTHERWISE SPECIFIED DIMENSIONS ARE IN INCHES

TOLERANCES ON	
DECIMALS	ANGLES
.X \pm .1 .XX \pm .02 .XXX \pm .005 .XXXX \pm .0005	$\pm 0.5^{\circ}$

UNLESS OTHERWISE SPECIFIED $\sqrt{63}$ ALL OVER

MATERIAL	FINISH
----------	--------

SemiGen RF PRODUCTS | SERVICES | SOLUTIONS

54 Grenier Field Rd.
Londonderry, NH 03053
TEL.: (603)624-8311 FAX: (603)624-8312

TITLE: **OUTLINE, DIE, PIN, (SLP7141-11)**

SIZE	CAGE CODE	DRAWING NO.
B	3BBY6	OL 19118
SCALE:	64:1	WEIGHT / SHEET 1 OF 1